

Pro Line Fusion STC Information Sheet

STC# ST04356CH, Bombardier CL-600-2B16 series (604 Variant) aircraft Please Contact Nextant Aerospace at 216-261-9000 or engineering@nextantaerospace.com for STC and Kit Pricing and Availability.

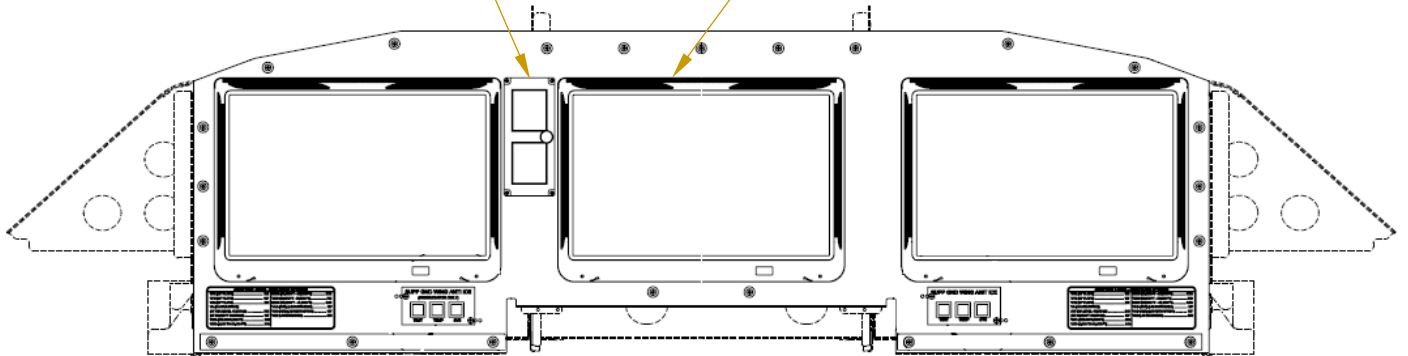
- **STC# ST04356CH allows for:**
 - The removal of the existing Pro Line IV EFIs, RTUs, CDUs, ARPs, DCPs, ECP, Weather Radar Controllers, Radio Reversion Panel, and DBU.
 - Removal of the FMC and MDC modules from the IAPS.
 - Upgrade of EGPWS to new firmware and software levels.
 - Upgrade of the Flight Control System FCC-4006 to the latest software levels.
 - Replacement of the IOC-4000s and installation of the IOC-4100s.
 - Installation of three AFD-3700s, two CCP-3500s, and two MKP-3500s.
 - Installation of optional systems:
 - Datalink CPDLC (FANS 1/A+).
 - RTA-4114 Multi-Scan Radar.
 - XM Satellite Weather Receiver.
 - Replacement existing TDR-94Ds with ADS-B out and associated wiring changes.
 - Installation of the Mid-Continent MD302 Digital Standby Indicator.
 - Installation of IMS-3500 Information Management System.

Equipment Description	Part number	QTY
AFD-3700 Adaptive Flight Display (AFD)	822-3065-001	3
MKP-3500 Multifunction Keypad Panel (MKP)	822-2568-010	2
CCP-3500 Cursor Control Panel (CCP)	822-275-010	2
Single Knob Panel (SKP)	822-3163-010	2
XM Satellite Weather Receiver	822-2031-002, 822-2031-003 or 822-3365-001	1
XM Antenna	CI 420-1	1
IMS-3500 Information Management System (IMS)	822-2999-201	1
CMU-4000 Communications Management Unit (CMU)	822-1739-704	1
MD302 Digital Standby Indicator	6420302-2	1
TDR-94D Transponder	622-9210-501	2
MKV EGPWS	965-0976-003-238-238	1
Iridium Datalink Unit	TN1007-100	1
ICS-220A Iridium Satcom Transceiver	710617-2	1
Configuration Identity Module (CIM)	327000	1
Dual Iridium Antenna	S67-1575-365	1
Iridium Antenna	S67-1575-409 or S67-1575-410	1
DL-150 Iridium Satcom Transceiver	DL150-00	1
RTA-4114 Multi-Scan Radar	822-2255-001	1
RTU-4220 Radio Tuning Unit (RTU)	822-0730-468	1
VHF Antenna	S65-8282-10	1
VHF-4000 VHF Communication Transceiver (VHF)	822-1468-390	1
ECU-3000 External Compensation Unit (ECU)	822-1200-996	1
Aircraft Personality Module (AFM)	822-2195-001	1

Locations:

MD302 Digital Standby Indicator

AFD-3700 Adaptive Flight Display (AFD) (3x)



Instrument Panel

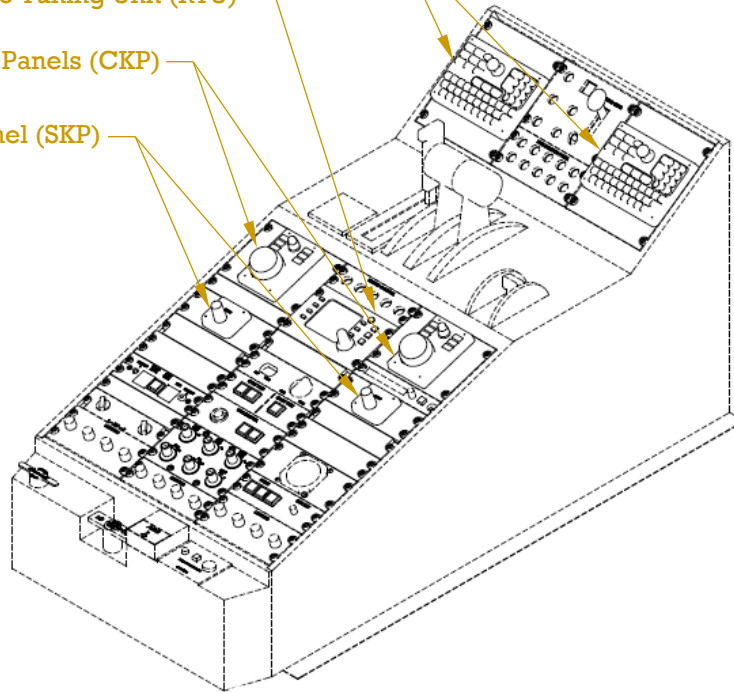
View looking FWD

MKP-3500 Multifunction Keypad Panels (MKP)

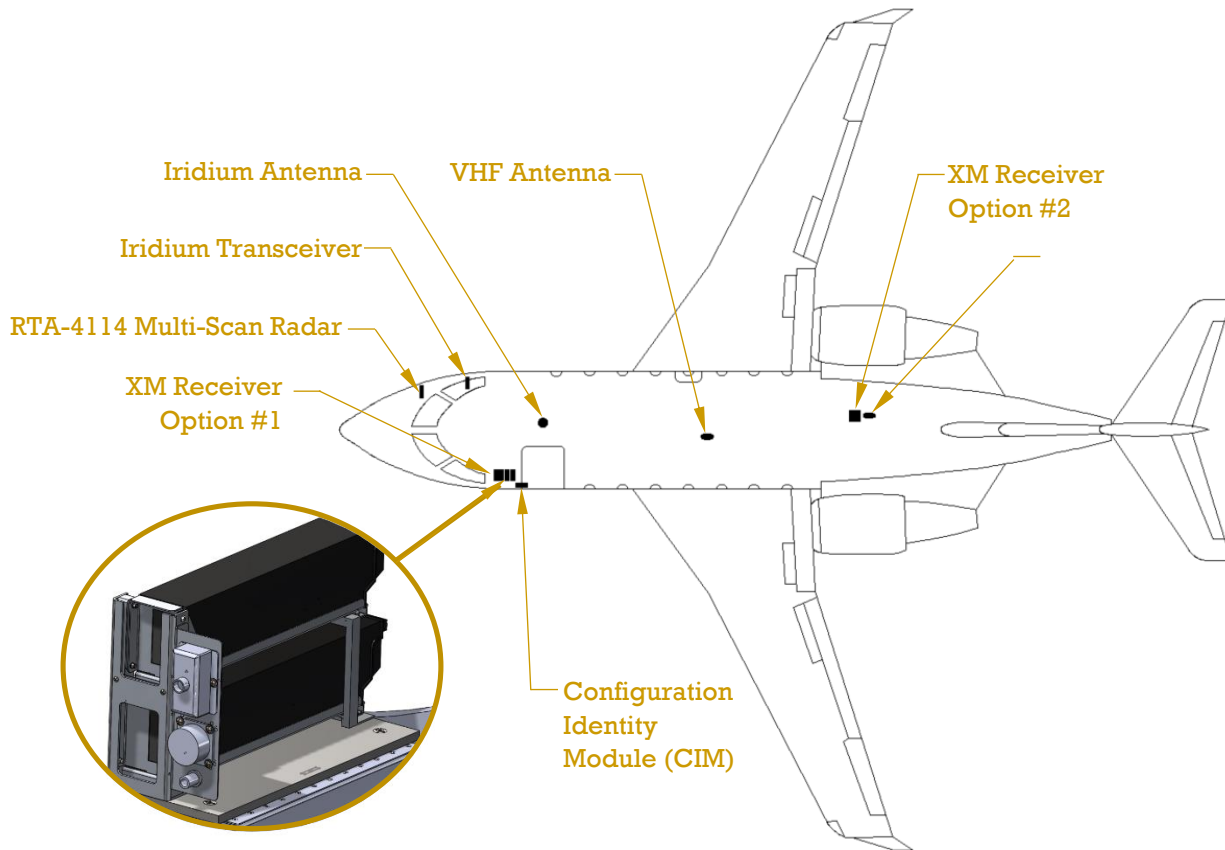
RTU-4220 Radio Tuning Unit (RTU)

CCP-3500 Cursor Control Panels (CKP)

Single Knob Panel (SKP)



Pedestal Isometric View



VHF-4000 (VHF), ECU-3000 (ECU),
and CMU-4000 (CMU)

- Pre-requisites:
 - The aircraft must be equipped with the following equipment either prior to or concurrently with this STC:
 - Collins Aerospace DCU-4002, p/n: 822-0179-017.
 - Collins Aerospace ADC-850E, p/n: 822-0842-421 or 822-0842-621.
 - Honeywell MKV-EGPWS.
- STC Data Package:
 - Letter of Authorization (LOA)
 - FAA STC Certificate
 - Master Data List (MDL)
 - Instructions for Continued Airworthiness (ICA)
 - Airplane Flight Manual Supplement (AFMS)
 - Weight and Balance Supplement
 - Electrical Load Analysis (ELA)
 - Wiring Diagrams
 - Structural/Installation Drawings